




Child-friendly School Bus Policy



March 2023

Contents:

[What is this policy?](#)

1. [When do you have to follow this policy?](#)
2. [Respect others](#)
3. [Waiting for pickup](#)
4. [Safety do,s and don'ts on the bus](#)
5. [What to do in an emergency](#)
6. [Rules of the bus](#)
7. What happens when you have misbehaved?


What is this policy?

North Cheshire Jewish Primary School believes that using the school bus for travel to and from the school is an opportunity to experience independence and develop the appropriate behaviour expected when using transport.

This policy will outline:

- ✓ When you must follow this policy.
- ✓ How to stay safe on the school bus.
- ✓ The consequences of any challenging behaviour.

Signed by:



Headteacher

Date:


March 2023

1. When do you have to follow this policy?

- ✓ When using the school bus for travelling to and from school.
- ✓ On any bus/coach trips which take place during school hours, for example, on school trips or going for swimming lessons.



2. Respect others



Respect your fellow passengers and the bus driver.

Follow the Bus Supervisor's instructions.

Do not interfere with any of the bus equipment, property or signs.

Do not touch or take anyone else's property on the bus without their permission.

Be considerate with regards to noise levels and disturbing others.

3. Waiting for pickup

Wait at a safe, suitable distance from the bus stop and the road.

Board the bus, in single file to avoid crowding with others – do not push anyone.

Arrive at the bus stop five minutes before the bus is due to arrive.

Only get on the bus at your stop.

Make sure your parent/carer drop you off or walk you to your bus stop and wait until the bus has arrived.

Do not talk to strangers and report anyone suspicious to a member of school staff or the Bus Supervisor.



4. Safety dos and don'ts on the bus



- Use a seatbelt and stay strapped in **at all times** until you are told it is safe to remove it
- Sit safely in a seat – legs on the floor and not on seats
- Only have one seat for one person
- Do not swap seats during the journey
- Do not block the aisle or other seats
- Do not distract the bus driver, unless it is an emergency, or you have a concern that cannot wait.
- Do not stand in front of the bus driver or in the stairwell.
- Do not use the emergency exit unless there is an emergency, or the driver has told you to.
- Do not throw, kick or launch objects across the bus.

5. What to do in an emergency

✓ You must wait until the bus stops before standing to get off

- Leave the bus in an orderly manner
- Wait in the area indicated by the driver

✗ You must not:

- Interfere with emergency equipment

6. Rules of the bus

- Demonstrate our RESPECT Values
- Follow the Good to be Green Rules:
 1. We are kind, polite, helpful and aware of others' feelings
 2. We listen carefully to others without interrupting them
 3. We look after our own and other people's belongings
 4. We try our best, work hard and learn from our mistakes
 5. We treat other people the way we would like to be treated
 6. We always tell the truth
- Stay sitting down until the bus has completely stopped moving.
- Food and drink is not to be consumed
- No Mobile devices are permitted on any school bus and will be confiscated if discovered.

7. Categories of behaviour

If you misbehave on the bus, your behaviour will be categorised into one of these four sections, behaviour ranges from 'Nuisance behaviour' to 'Extremely offensive or dangerous behaviour'. The redder the box is, the more serious the behaviour and consequences:

Nuisance behaviour

Failing to follow the instructions of the Bus Supervisor /driver

Failing to wear a seatbelt or changing seats

Distracting the bus driver

Preventing other people from getting off the bus

Failing to observe a socially acceptable hygiene standard

Eating and drinking on the bus

Threatening behaviour

Bothering or bullying other passengers on your bus (see child-friendly Anti-bullying Policy)

Threatening bus staff or passengers

Talking about inappropriate things

Using a mobile device

Dangerous or highly offensive behaviour

Fighting

Sticking part of your body out of the window or door

Touching the outside of the bus when it is arriving or moving away from your stop

Touching another passenger

Fiddling with emergency equipment

Recording images, videos or audio of other people

Throwing objects

Extremely offensive or dangerous behaviour

Sexually explicit language, behaviour or sharing of images

Destroying any property on the bus

Attacking pupils, the Bus Supervisor or the driver

Pushing people through windows or doors

Lighting a fire

Trying to operate the bus yourself

Having a weapon or something that you are using as a weapon

8. What happens when you have misbehaved?

If you behave badly on the bus, you will be disciplined in line with the school's Bus Policy and the Behaviour Policy.

When we consider a plan of action following an incident, we will look at:



- The **type** of incident that occurred.
- The **threat** to the safety of the other passengers.
- The **age** of the pupil involved.
- Whether the incident was the pupil's **first incident or not**.

If challenging behaviour is reported on the bus, you may not be allowed to use the bus again and your parents will be told.
