



NCJPS Reception Curriculum Long Term Planning Map

	Autumn 1	Autumn 2	Spring 1	Spring 2	Summer 1	Summer 2
Topics and Enquiry Question	All About Me including family 	Where I Live. People and Places	Spring 1: Winter, Polar Lands, Manchester now and then. LS Lowry Spring 2: Tell Me a Story (Stories Old & New)		Looking after Our World (Growth /Recycling/Water)	
Understanding the World (People, Culture and Communities)	Where I Live/My School/I am Jewish. Jewish Festivals – Rosh Hashanah and Sukkot.	Festivals - Chanukah and Diwali. Maps - where I live.	Polar lands - Arctic and Antarctic, use of the globe, stories, comparison of differences in our lives in UK and those of the Inuit communities in the Arctic. 	Story Environments (where does the story originate from?). Jewish Festivals. 	Jewish Festivals 	Australia (Global Citizenship) - cities, deserts, coral reefs Aboriginal art, culture
Understanding the World (The Natural World)	Looking at seasonal changes	Looking at seasonal changes Autumn Light and Dark	Looking at seasonal changes. Polar lands - compare physical/natural environment to our own. Introduction to changes of state: ice.	Looking at seasonal changes Properties of materials - metal/non metal, magnetic/non-magnetic, waterproof.	Looking at seasonal changes Growth Plants	Looking at seasonal changes. Minibeasts Looking after our Environment-Water cycle. Floating and Sinking (boats, oil and water) Recycling Australia - compare physical/natural environment to our own.

NCJPS Reception Curriculum Long Term Planning Map

<p>Understanding the World (Past and Present)</p>	<p>My family My house Differences in houses we can see around us.</p>	<p>Transport Past and Present. People who are important to me in my community.</p>	<p>LS Lowry - study a figure from the past. Comparing Manchester/Salford then and now.</p> 	<p>Fairytales old and new. Use stories as a basis to discuss how lives/surroundings are different then and now.</p>	<p>Timeline - myself and my history. People past and present - including LS Lowry</p> 	<p>Continue to develop chronology skills through class timelines.</p>
<p>Literacy</p>	<p>Phase 2 phonics. Begin to blend the sounds we know to read words. Read some tricky words Writing for different purposes. Beginning to use sounds we know when writing words, beginning to segment words into sounds and record them.</p> <p>Autumn 1 Owl Babies Martin Waddell, Starting School Janet and Allan Alberg, I Feel Angry/Jealous/Excited/jealous/frightened - book series by Brian Moses and Mike Gordon, It's Not Fair Brian Moses and Mike Gordon, Harry and The Dinosaurs go to School Ian Whybrow, Don't Eat the Teacher Nick Ward, Various Elmer stories including Elmer and Wilbur David MacKee. Various familiar picture books at storytimes e.g. Julia Donaldson books</p> <p>Autumn 2: Day Monkey Night Monkey, Mr Gumpy's Motor Car, The Naughty</p>	<p>Phase 3 Phonics</p> <p>Begin to blend the sounds we know to read words. Read tricky words</p> <p>Beginning to use phase 3 sounds in writing, building on segmenting skills using Phase 2 and 3 sounds, using finger spaces. Writing a sentence(s).</p> <p>Spring 1: Penguin small. The Snowman Raymond Briggs. Various information books about polar lands and Inuit communities.</p> <p>Spring 1: information books about LS Lowry</p> <p>Spring 2: The Emperor's New Clothes, Rumpelstiltskin, The Elves and the Shoemaker, A Squash and A Squeeze, The Princess and The Pea, Little Red Riding Hood, The Three Little Pigs, The Gingerbreadman, Goldilocks and the Three Bears, The Three Billy Goats Gruff, Jack and The Beanstalk, Jim and The Beanstalk, Nursery Rhymes.</p> <p>Books with maths links: What the ladybird heard, The Bad Tempered Ladybird.</p>	<p>Phase 3 and Phase 4 phonics</p> <p>Blend the sounds we know to read words. Read tricky words.</p> <p>Use phase 3 sounds when writing words and sentences, to use finger spaces, to begin to use a full stop, to have our own ideas to write down, to have some independence when writing. Writing for different purposes. Writing in sequence. Introduce First, Next, Then, After that, Finally.</p> <p>Summer 1 The Tiny Seed Eric Carle Non fiction books about plants, seeds, bulbs. The Case of the Missing Caterpillar (Little Bees), The Hungry Caterpillar Eric Carle, The Teeny Weeny Tadpole Sheridan Cain, Leaping Leap Frogs Wendy McClean Summer 2 The Drop Goes Plop Sam Goodwin, Who Sank the Boat?, My Wonderful Earth, The Rainbow Fish Marcus Pfister, Early Learning Big Book of Australian</p>			







NCJPS Reception Curriculum Long Term Planning Map

	<p>Bus, The Dark, Dark tale, Fox in the Dark, Daisy the Doctor/Vicky the Vet/Fred the Firefighter (Usbourne series of books)</p> <p>Various non fiction texts about transport, maps, light and dark, autumn</p> <p>Refer to the 'blurb' on the back of books. Look at non-fiction books 'Contents' pages.</p>		<p>Looking at story starters/endings, story settings, characters, story writing. Lots of discussions about different versions of the same story.</p> <p>School Trip to Bramall Hall - Stories Old and New</p>		<p>Nature, Look Closer - Coral Reef, various Australian animal based information books.</p>	
Mathematical development	<p>White Rose Maths Getting to know you. Match, sort and compare, Talk about measure and patterns</p>	<p>White Rose Maths It's Me 123, Circles and triangles 1,2,3,4,5, Squares with 4 sides</p>	<p>White Rose Maths S1 Alive in 5, Mass and capacity Growing 6,7,8, Length, height and time</p>	<p>White Rose Maths Length, height and time Building 9 and 10, Exploiting 3D shapes</p>	<p>White Rose Maths To 20 and beyond, How many now?, Manipulate, compose and decompose</p>	<p>White Rose Maths Sharing and grouping, Visualise, build and map, Make connections, Consolidation</p>
Technology (across the curriculum)	<p>Developing mouse control/ using simple programmes on the computer & iPad</p>	<p>Developing mouse control/ using simple programmes on the computer & iPad Torches</p>	<p>Continuing to develop mouse control/ using simple programmes on the computer & iPad Programmable toys/telephones</p>	<p>Continuing to develop mouse control/ using simple programmes on the computer & iPad Programmable toys/telephones</p>	<p>Continuing to develop mouse control/ using simple programmes on the computer & iPad Programmable toys/metal detectors</p>	<p>Continuing to develop mouse control/ using simple programmes on the computer & iPad Programmable toys/metal detectors</p>







NCJPS Reception Curriculum Long Term Planning Map

<p>Expressive Arts and Design (Exploring and using media and materials)</p>	<p>Ourselves. Create using materials. Create collaboratively, shar ideas..</p> <p>Self-portraits.</p>	<p>Autumn colours, Autumn creatures using natural materials.</p> <p>Clay/Model magic diva Junk modelling and different ways to join/fix materials (glue, string, masking tape).</p>	<p>Winter, illustrating stories, child initiated, exploring different media.</p> <p>Charcoal trees. Wax resists traditional tale pictures.</p> <p>LS Lowry - observations of his work, learn about the artist. Draw charcoal figures, houses, factories in the Lowry style.</p>		<p>Selecting and investigating different resources and materials to suit the task. Junk modelling: create a boat and a magic garden.</p> <p>Observational drawings of plants, flowers, animals, minibeast, our growing beans Fruit cocktail - DT plan - making a fruit drink using which fruit and fizzy water DT- split pin, stapling, hole punch skills ladybird Boat models- link to science</p> <p>Aboriginal Art</p>	
<p>Expressive Arts and Design (Being Imaginative)</p>	<p>Singing - Nursery Rhymes -</p>	<p>Celebration Music and Chanuakh show</p> <p>Nursery Rhymes</p>	<p>Explore sound Nursery Rhymes</p>	<p>Music and movement Nursery Rhymes</p>	<p>Music stories Nursery Rhymes</p>	<p>Big Band Nursery Rhymes</p>
<p>Physical Development Gross Motor Skills</p>	<p>Introduction To PE (Unit 1)</p>	<p>Fundamentals (Unit 1)</p>	<p>Ball Skills (Unit 1/2) Safe use of equipment</p>	<p>Games (Unit 1/2) Safe use of equipment</p>	<p>Gymnastics (Unit 1/2) (Sports Coach)</p>	<p>Dance (Unit 1/2) and Sports Day (Sports Coach)</p>
<p>Physical Development (Fine Motor Skills)</p>	<p>Develop the foundations of a handwriting style which is fast, accurate and efficient.</p>	<p>Develop the foundations of a handwriting style which is fast, accurate and efficient.</p>	<p>Develop the foundations of a handwriting style which is fast, accurate and efficient.</p>	<p>Develop the foundations of a handwriting style which is fast, accurate and efficient.</p>	<p>Develop the foundations of a handwriting style which is fast, accurate and efficient.</p>	<p>Develop the foundations of a handwriting style which is fast, accurate and efficient. Accuracy and care when drawing.</p>

NCJPS Reception Curriculum Long Term Planning Map







	Accuracy and care when drawing.	Accuracy and care when drawing.	Accuracy and care when drawing.	Accuracy and care when drawing.	Accuracy and care when drawing.	
<p>Personal, Social, Emotional Development (PSHE)</p>	<p>Think Equal (Supplemented with Kapow)</p> 	<p>Think Equal (Supplemented with Kapow)</p> 	<p>Think Equal (Supplemented with Kapow)</p> 	<p>Think Equal (Supplemented with Kapow)</p>  <p>Where The Wild Things Are (LGBT History Month)</p>	<p>Think Equal (Supplemented with Kapow)</p> 	<p>Think Equal (Supplemented with Kapow)</p> 
<p>Ivrit</p>	<p>Who am I? - מי אני</p> <p>Parts of the body - חלקי הגוף</p> <p>Shalom - שלום</p> <p>שירים: ידים על הראש</p>	<p>Count to 10 in Ivrit</p> <p>Instructions - לשבת. לקום (sit down, stand up)</p> <p>האות הראשונה של מילה שלום</p> <p>ריקוד ושיר: עוגה עוגה לשבת לקום</p> <p>Creating and glazing clay chanukiot.</p>	<p>Shabbat Shalom - שבת שלום, עם שירים לשבת</p> <p>לימוד האותיות של שבת</p> <p>What is in the classroom? - מה בכיתה</p>	<p>My family המשפחה שלי - אבא, אמא, סבא, סבתא</p> <p>Identify and know sounds of seven letters of the Alef Bet</p> <p>Instructions continued</p>	<p>Identify and know sounds of eleven letters of the Alef Bet</p> <p>Dan and Chana - דן וחנה</p>	<p>5 colours in Ivrit</p> <p>לימוד שיר וריקוד - הצבעים התערבבו</p> <p>תאטרון בובות עם לימוד (משפחה גרעינית) (אבא, אמא)</p>

NCJPS Reception Curriculum Long Term Planning Map

<p>Jewish Studies</p>	<p>Whole School Spiral Parashah Curriculum</p> <p>Whole School Spiral Festivals Curriculum</p> <p>Rosh Hashanah Yom Kippur Sukkot Simchat Torah</p> <p>Learn to identify, know the sounds and names of the letters ש- ת, to be covered over 3 terms.</p> <p>Tefilla of Modeh Ani</p> <p>Visit the Sukka</p> 	<p>Whole School Spiral Parashah Curriculum</p> <p>Whole School Spiral Festivals Curriculum</p> <p>Chanukah</p> <p>Learn to identify, know the sounds and names of the letters ש- ת, to be covered over 3 terms.</p> <p>Brachot for food</p> <p>Light the Chanukiah.</p> 	<p>Whole School Spiral Parashah Curriculum</p> <p>Whole School Spiral Festivals Curriculum</p> <p>Tu Beshvat</p> <p>Learn to identify, know the sounds and names of the letters ש- ת, to be covered over 3 terms.</p> <p>Morning Brachot</p> 	<p>Whole School Spiral Parashah Curriculum</p> <p>Whole School Spiral Festivals Curriculum</p> <p>Purim Pesach</p> <p>Learn to identify, know the sounds and names of the letters ש- ת, to be covered over 3 terms.</p> <p>Morning Brachot</p> 	<p>Whole School Spiral Parashah Curriculum</p> <p>Whole School Spiral Festivals Curriculum</p> <p>Yom HaZikaron Yom Ha'atzma'ut</p> <p>Learn to identify, know the sounds and names of the letters ש- ת, to be covered over 3 terms.</p> <p>Morning Brachot</p> <p>Brachot project</p> 	<p>Whole School Spiral Festivals Curriculum</p> <p>The Three Weeks Tisha B'Av</p> <p>Whole School Spiral Festivals Curriculum</p> <p>Learn to identify, know the sounds and names of the letters ש- ת, to be covered over 3 terms.</p> <p>First paragraph of benching.</p> 
<p>Significant Events and Trips</p>	<p>Walk around near school. Look at houses and roads.</p>	<p>Trip to Manchester Airport visitors centre. Trip to see a live performance Animal Take Over Visit</p>			<p>RHS (Bridgewater)</p>	

NCJPS Reception Curriculum Long Term Planning Map

Key of Protected Characteristics

Sex		Sexual Orientation		Marriage and Civil Partnership		Religion and Belief	
Race		Gender Reassignment		Pregnancy and Maternity	