




North Cheshire Jewish Primary School



Working in Key Stage 1 Year Two



Year 2

Welcome to Year 2

Year Two is the final year within Key Stage One (infants).
The curriculum and assessment of progress is set by the Government.
We are following the National Curriculum Primary Programmes of Study for Year 2. It is an exciting year where the children continue to develop a higher level of independence and cooperation skills.

I am looking forward to working with you to help your child make the most of Year 2.

Morning Procedures

If it is raining before school please can children go to Masada Hall (Main Hall).

PE Kit

Every Tuesday (Autumn 1). Please see the PE section for more information on uniform.

Spare socks

It might be useful to have an extra pair of socks in your child's bag in case they get their shoes/socks wet on a rainy day.

Trips – We have a wide range of trips in Year 2 such as the Fireground visit and a Legacy Trail in Bramhall Park; we always appreciate parental help on trips.

ENGLISH



Key areas

- good speaking and listening skills – presentations will be carried out during the year e.g. favourite author, topic of interest etc.
- experience of many styles of writing: extended narratives using descriptive detail, recounts, instructions, invitations, poems, letters, book reviews and leaflets
- experience of many text styles
- using a dictionary and thesaurus
- improved reading and reading comprehension
- neat joined handwriting
- improved phonological awareness and application of spelling strategies

Introduction to using conjunctions to join sentences:

BOYS sentences -

But, or, yet, so, because or any conjunction to link sentences

- ✓ He was a friendly man most of the time, **but** he could become nasty.
- ✓ He could be really friendly, **or** he could be miserable.
- ✓ It was a warm day, **yet** storm clouds gathered over the distant hills.
- ✓ It was a beautiful morning for a walk, **so** he set off quite happily.

2A + with (two adjectives and a with...)

- It was a small, derelict house with an overgrown garden.

Year 2 English Objectives



Speaking and Listening

In Year 2 some focuses will include:

- Articulate and justify answers and opinions
- Give well-structured explanations and narratives, for example in show-and-tell activities

Reading Skills

- Read words aloud confidently, without obvious blending or rehearsal
- Learn letter patterns so that decoding becomes fluent and secure by the end of Year 2 Blend letter sounds, including alternative patterns, e.g. recognising 'ue' as the 'oo' sound
- Read aloud words which contain more than one syllable
- Recognise common suffixes, such as -ing and -less
- Read words which don't follow phonetic patterns, such as 'one' and 'who'
- Become familiar with a wide range of fairy stories and traditional tales
- Discuss favourite words and the meaning of new words
- Check that what has been read makes sense, and self-correct reading where necessary
- Make predictions about what might happen next in a story

Children will be expected to read aloud books which are appropriate for their reading ability. During Year 2 their increasing knowledge of decoding should allow them to read a wide range of children's books.

Writing Skills

- Form letters of the appropriate size, using capital letters where appropriate
- Use appropriate spaces between words when writing
- Begin to use joins between letters where needed
- Spell longer words by breaking them into their sound parts
- Learn to spell some common homophones, recognising the difference between them
- Use the possessive apostrophe in simple phrases, such as 'the boy's football'.
- Write about real events and personal experiences
- Plan out writing in advance, including by writing down key words
- Re-read writing to check that it makes sense and to make corrections, including punctuation
- Use question marks, exclamation marks, apostrophes and commas in lists
- Use the present and past tenses correctly in writing
- Begin to write longer sentences by using conjunctions, such as 'and', 'but', 'if' or 'because'

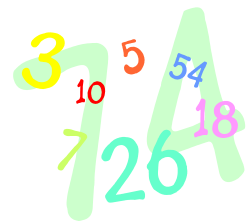
Homophones are words which sound the same, such as 'blue' and 'blew', or 'one' and 'won'

Tips

Parent Tips

Reading aloud at home continues to be vitally important at this age. You may even get your child to read their own writing aloud, attempting to add expression appropriate to the sentence.

MATHEMATICS



We encourage children to use practical equipment e.g. a number square, blocks and number lines where needed. Please see below a list of Year 2 targets:

Number and Place Value

- Recognise place value in two-digit numbers, e.g. knowing that the 1 in 17 represents 10
- Read and write numbers up to 100 as words
- Count in 2s, 3s and 5s
- Compare and order numbers up to 100
- Use the < and > symbols to represent the relative size of numbers

Calculations

- Recall number bonds up to 20 fluently
- Add and subtract numbers mentally and using objects, including two-digit numbers
- Show that adding two numbers can be done in any order, but subtracting cannot
- Recognise that addition and subtraction are inverse operations
- Learn the multiplication and division facts for the 2x, 5x and 10x tables
- Show that multiplying two numbers can be done in any order, but dividing cannot
- Solve problems using the x and ÷ symbols

Fractions

- Find $\frac{1}{4}$, $\frac{2}{4}$ and $\frac{3}{4}$ of an object or set of objects
- Find the answer to simple fraction problems, such as finding $\frac{1}{2}$ of 6

Measurements

- Use standard units to measure length (centimetres and metres), mass (grams

and kilograms), temperature (degrees Celsius) and capacity (millilitres and litres)

- Use the £ and p symbols for money amounts
- Combine numbers of coins to make a given value, for example to make 62 pence
- Tell the time to the nearest five minutes on an analogue clock
- Know the number of minutes in an hour and hours in a day

Shape

- Identify the number of sides and a line of symmetry on 2-d shapes
- Identify the number of faces, edges and vertices on 3-d shapes
- Use mathematical language to describe position and direction, including rotations and turns

Graphs and Data

- Construct and understand simple graphs such as bar charts and pictograms

Parents Tip

Parents can always take a lead role in practical maths. Encouraging your child to help with the purchasing of small items at the newsagent, or measuring themselves and others, is a great way to start exploring number relationships.

Tips

Year 2 units of work include:

Science:

- Uses of Everyday Materials
- Animals, including humans
- Living things and their habitats
- Plants

History:

- Great Fire of London
- Remembrance Day
- Significant explorers from the North West and around the world

Geography:

- Geographical language and features
- Contrasting environments
- Maps and grid references
- Atlas work: Name and locate continents and oceans
- Use basic geographical vocabulary to describe physical and human features
- Geography of the UK

Computing (ICT)

- ICT – use various programs to build on skills from Year 1 (graphics, word processing, data handling, and internet research).
- Basic programming and simple coding
- Use of iPads linked to other curriculum areas.
- Use of a range of apps to aid cross curricular learning
e.g. Pic Collage, Puppet Pals.
Coding apps: Scratch Junior, Box Island, A.L.E.X.

The children will also follow the National Curriculum in: PSHE, Art, Design Technology, Music and PE and will have an opportunity with PE specialists during the year.

Homework



Children are expected to read for at least 5 to 10 minutes a day. We ask parents to record in their child's Home/School Reading Record, the date, title, pages read and a comment. Weekend homework will be set on a Friday and needs to be handed in by the following Wednesday at the latest. This may include English, Maths, Science, History or Geography.

Occasionally your child may bring home extra homework/challenges to reinforce concepts taught in class and further extend and secure learning.

During Year 2 children will bring home a Mental Maths homework book.

Year 2 PE KIT



Please ensure all PE kit is named

- Navy or black shorts, joggers or leggings
- White t-shirt
- Warm sweatshirt for the winter
- Pumps or trainers
- Gymnastics is done in bare feet for safety / pumps for medical reasons

Please remove earrings at home before school.

MRS CHEIN 2024-2025

JEWISH STUDIES

Year 2

Chagim – Festivals

Each festival will be learnt about in detail and your child will make a hands on craft to take home. Festivals will be celebrated in school as well.




Parsha of the week

Each week we learn the Parasha of the week and take a lesson from the Parasha that is meaningful and applicable to the children

Tefillah – Prayer

We will continue learning the morning Brachot as well as the meaning of the Brachot. We will learn the beginning of Ashrei. We sing the first 3 paragraphs of Birchot Hamazon every day after lunch.



Projects

We will learn about the importance of Shabbat. We will learn about Kashrut - Kosher. We will learn how to navigate the Siddur and prepare for the Siddur Ceremony.

Hebrew Reading

We will learn the different Nekudot – sounds under the letters and start to read closed and open syllable words.

Each week your child will bring home a Hebrew reading folder. Please spend 5 min per week reading with your child it will make a huge difference



Jewish Spiritual Development

To understand who Hashem is and that He created the world and everything in it. To understand we have to thank Hashem for all that we have. To be mindful and grateful for everything that we have.

Ivrit (Hebrew) Modern Foreign Language Year 2 - Introduction

As per last year, in Ivrit lessons, we want our children to develop a love of learning languages and to have a secure knowledge and understanding so that children are confident to use Ivrit both orally (for speaking and listening) and in early reading and writing. At NCJPS we want children to develop language learning skills which can be applied to learning other new languages and to develop curiosity about different cultures. Learning an additional language opens doors and provides more opportunities for our children to develop a greater understanding of the world and their place in it. Learning Ivrit also helps to promote a wider cultural awareness of the community that the children are part of, enhances the Zionist ethos of the school and create links with the State of Israel.

‘You live a new life for every language you speak. If you only know one language, you only live once.’ (Czech proverb)

Core threads

- Speaking and listening
- Reading and writing
- Language learning skills
- An appreciation of Israeli culture and artefacts

Links to reading

- Authentic Hebrew children’s books and texts
- Scripts for performances
- Information texts
- Lyrics of Hebrew and English songs
- Bilingual dictionaries

Inclusive Practice

The emphasis in Ivrit is on speaking and listening in the first place, which lends itself to an equitable teaching and learning experience. New content is always introduced by means of songs, games and practical activities which means all children can access it. Reading and writing is scaffolded so that all can succeed. All work is differentiated to allow for the broad range of exposure to Ivrit in our context.

Sequence of learning

Early Years

Ivrit education starts in Reception, where sounds of letters are taught phonetically. Children are also introduced to key cultural milestones within Israeli society, with Yom Ha'atzma'ut (Independence Day) and Yom Hazikaron (Remembrance Day) being the highlights of the cultural education. Concepts are taught through a variety of song, dance and play.

Key Stage 1 (KS1)

Hebrew vowels and Hebrew script are introduced and the language skills are developed progressively. Homework is introduced to reinforce concepts.

Key Stage 2 (KS2)

In Key Stage 2, children are encouraged to speak, understand, read and write more complex sentences, engage more actively with the cultural aspects of Israeli society by being involved with Israeli dancing, Israeli music including famous Hebrew songs. Opportunities to be involved in productions and presentations are regularly given.

School wide displays in secular studies, classrooms and corridors, further enhance the cultural appreciation and language acquisition. Children are introduced to Hatikvah (the Israeli National Anthem) from Reception, as a song of hope and pride in the Jewish homeland.

Ivrit (Hebrew) Modern Foreign Language – Year 2

Autumn Term

- Revision in class, using the Recap Booklet (at the front of your child's yellow book) of work learned in previous year/s, and at home, tests, spelling, one-to-one assessments
- The topics we cover include the days of the week and the weather
- Listening, understanding, reading and writing
- Listening and undertaking more complicated Hebrew instruction with verbs
- Work on the different festivals, Rosh-Hashanah, Yom-Kippur, Sukkot, Simchat Torah Chanukah
- Looking at objects and pictures and saying a short sentence about them, also related writing and reading
- Ongoing verbal assessments for speaking/pronunciation and question and answer sessions. Reading assessment in groups and one-to-one. Assessment of writing from work completed in yellow books and spelling tests
- Develop your conversation skills

Spring Term

- Revision in class and at home of all the work done last term, tests, spelling, one-to-one assessments, revision of all the letters.
- Listening and undertaking more complicated Hebrew instructions
- Looking at objects or pictures and saying a 3-word sentence about them
- New Hebrew vocabulary and songs
- Work on the festivals. Reading and writing short sentences for the festivals, Tu Bishvat, Purim and Pesach
- Conversation skills; learning to introduce oneself
- Ongoing verbal assessments for speaking/pronunciation and question and answer sessions. Reading assessment in groups and one-to-one. Assessment of writing from work completed in yellow books and spelling tests

Summer Term

- Revision of all the work done last term
- Use of singular and plural, feminine and masculine forms of adjectives eg big and small.
- Conversation skills; able to ask different questions and answer them
- Work on the festivals, Yom-Ha'atzma'ut, Lag-Ba'omer and Shavuot.
- Starting to learning to write Hebrew script
- Designing and glazing a candle holder